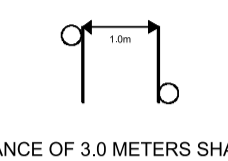


**NOTES :**

CONSTRUCTION STANDARDS  
 TO BE CONSTRUCTED IN ACCORDANCE WITH MANITOBA HYDRO DISTRIBUTION AND SUBTRANSMISSION STANDARDS. LATEST REVISION NO. MAJOR CHANGE SHALL BE MADE WITHOUT APPROVAL OF THE DESIGN ENGINEER OR DELEGATE.

**CITY OF WINNIPEG REQUIREMENTS:**

WATER AND WASTE DEPARTMENT APPROVAL SUBJECT TO THE FOLLOWING NOTES:  
 A MINIMUM CLEARANCE OF 1000 MILLIMETERS SHALL BE PROVIDED BETWEEN THE UNDERSIDE OF ANY EXISTING WATERMAIN OR SEWERMAIN PIPE AND THE TOP OF THE PROPOSED WORKS.  
 OR  
 A MINIMUM CLEARANCE OF 500 MILLIMETERS SHALL BE PROVIDED BETWEEN THE UNDERSIDE OF THE PROPOSED WORKS AND THE TOP OF ANY EXISTING WATERMAIN OR SEWERMAIN PIPE.  
 A MINIMUM LATERAL CLEARANCE OF 1.0 METER SHALL BE PROVIDED BETWEEN THE NEAREST EDGE OF THE PROPOSED WORKS AND THE NEAREST EDGE OF ANY EXISTING WATERMAIN, WATERMAIN VALVE, HYDRANT, SEWERMAIN OR SEWER MANHOLE.



A MINIMUM CLEARANCE OF 3.0 METERS SHALL BE PROVIDED

CONTACT "CLICK BEFORE YOU DIG MANITOBA" AT [ClickBeforeYouDigMB.com](http://ClickBeforeYouDigMB.com)  
**THREE FULL WORKING DAYS**  
 PRIOR TO CONSTRUCTION FOR LOCATION OF EXISTING WATER, WASTEWATER AND LAND DRAINAGE UTILITIES

**PROPOSED SEQUENCE OF CONSTRUCTION:**

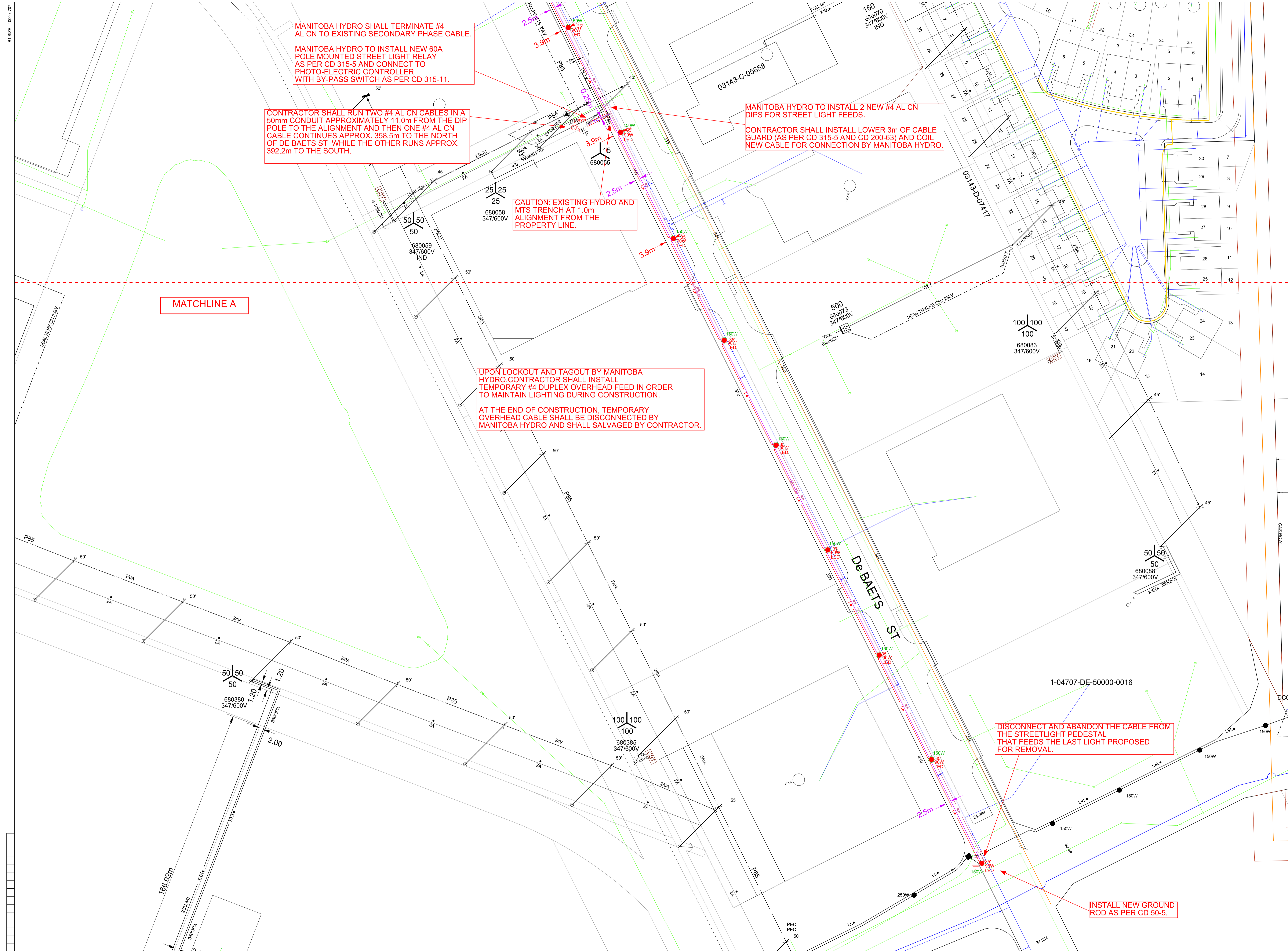
- MH STAFF SHALL DISCONNECT AND ISOLATE THE EXISTING STREET LIGHT POLE OR POLES TO BE REPLACED.
- CONTRACTOR TO INSTALL TEMPORARY OH FEEDS BETWEEN EXISTING POLES.
- MH STAFF TO INSTALL FINAL DROP FROM EXISTING POLE TO SOURCE AND ENERGIZE.
- CONTRACTOR TO INSTALL NEW POLES, UNDERGROUND STREET LIGHT CABLE BETWEEN POLES, GROUND RODS, RELAYS, AND BOTTOM SECTION OF CABLE GUARD AT TOP IF APPLICABLE AND TERMINATE IN HANDHOLE.
- MH STAFF TO DISCONNECT AND ISOLATE TEMPORARY OH FEED TO EXISTING POLES, AS WELL AS COMMISSION AND ENERGIZE NEW POLES FROM NEW UNDERGROUND SOURCE.
- CONTRACTOR TO REMOVE OH FEEDS AND REMOVE EXISTING POLES.

CONTACT	NAME	PHONE
DESIGN	SLAVA REVZIN	284-8100 ext. 1239
DISTRICT ENG TECH	PAT LEBECQUE	360-2922
ENERGY SERVICES ADVISOR	TERRY MCCARTHY	360-4127
LIG CONSTRUCTION	JAYSON WITT	803-1165
OH CONSTRUCTION	WAYNE IRELAND	360-5786
CUSTOMER CONTRACT	RICK PHILLIPS	360-7018
CONNECTIONS	ALVARO SILVA	360-6214
TEMP. STRINGING	TERRY TABAK	360-7521

COLOR	DESCRIPTION
MAGENTA	PROPOSED TRENCH
RED	PROPOSED OBJECT
PINK	OBJECT TO BE ABANDONED
GREEN	OBJECT TO BE SALVAGED
BLACK	EXISTING OBJECT
LA ANNOTATION	1 - #4 AL CN STREET LIGHTING CABLE
LL ANNOTATION	1 - 1/0 TRIPLEX STREET LIGHTING CABLE

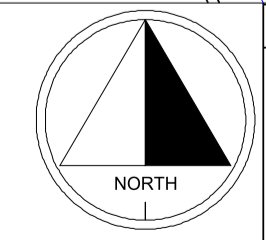
**COW TENDER 2016-R-01**

**PRELIMINARY NOT TO BE USED FOR CONSTRUCTION**



NOTE: INDICATION OF ALL UNDERGROUND UTILITIES IS FOR ILLUSTRATIVE PURPOSES ONLY. CONTACT THE APPLICABLE UTILITIES FOR SPECIFIC PLANT LOCATIONS AND CLEARANCES.

INFORMATION PERTAINING TO THE SIZE AND LOCATION OF MANITOBA HYDRO FACILITIES AND INSTALLATIONS IS ILLUSTRATIVE AND SHOULD NOT BE RELIED ON FOR THE PURPOSES OF ANY ACTIVITY BEING CONDUCTED AT OR NEAR THE IDENTIFIED HYDRO INSTALLATIONS. ALL LOCATIONS AND EQUIPMENT MUST BE VERIFIED BY APPROPRIATE HYDRO DISTRICT OFFICES PRIOR TO ANY PHYSICAL ACTIVITY UNDERTAKEN AT OR NEAR HYDRO INSTALLATIONS. A CURRENT WORK CLEARANCE REQUEST FORM CAN BE OBTAINED FROM THE DISTRICT OFFICE AND MUST BE ON SITE PRIOR TO THE COMMENCEMENT OF ANY EXCAVATIONS.



**CALL BEFORE YOU DIG!!**

DATE	REVISIONS	BY	CHKD.	APP.
XXXX				

DRAWING NUMBER	REFERENCE DRAWINGS	DRAWN	SR
XXXX	CITY OF WINNIPEG APPROVED PLAN		

DATE	SCALE	1:750
2016/03/11		

AREA NUMBER	MANITOBA HYDRO DISTRIBUTION PLANNING & DESIGN
5401	WBS # P:26140 NETWORK # 4303716
STATION NUMBER	1436
FEEDER NUMBER	P85
SYSTEM VOLTAGE	14.4/24.9KV
DATE	2016/03/11

STREET LIGHTING PROJECT - DABAETS ST FROM PAQUIN RD. TO CAMIEL SYS ST.	CONTRACTOR TO REPLACE EXISTING UNDERGROUND STREET LIGHTING PLANT.
1-04707-DE-50000-0274	